

Modular Succession: The Spanish 8 Tone Scale

Modes

All *Mode Spelling* are relative to the Major Scale. Whereas each note in the Major Scale (Ionian Mode) is given the Numbers: 1 - 2 - 3 - 4 - 5 - 6 - 7 - 1. Modes use the same notes as the scale.

Spanish 8 Tone Spellings in the Key of C		
Mode Name	Mode Spelling	Base Note Example
Spanish 8 Tone	1 - 2 - 3 - 4 - 5 - 6 - 7 - 1	C - D - E - F - G - A - B - C
Mode 2	1 - 2 - #2 - 3 - 4 - 5 - 6 - 7 - 1	D ^b - E ^b - E - F - G ^b - A ^b - B ^b - C - D ^b
Mode 3	1 - #1 - 2 - 3 - 4 - 5 - 6 - 7 - 1	E ^b - E - F - G ^b - A ^b - B ^b - C - D ^b - E ^b
Mode 4	1 - 2 - b3 - 4 - 5 - 6 - b7 - 1 - 1	E - F - G ^b - A ^b - B ^b - C - D ^b - E ^b - E
Mode 5	1 - 2 - 3 - 4 - 5 - 6 - 7 - 7 - 1	F - G ^b - A ^b - B ^b - C - D ^b - E ^b - E - F
Mode 6	1 - 2 - 3 - #4 - 5 - 6 - #6 - 7 - 1	G ^b - A ^b - B ^b - C - D ^b - E ^b - E - F - G ^b
Mode 7	1 - 2 - 3 - 4 - 5 - #5 - 6 - 7 - 1	A ^b - B ^b - C - D ^b - E ^b - E - F - G ^b - A ^b
Mode 8	1 - 2 - 3 - 4 - #4 - 5 - 6 - 7 - 1	B ^b - C - D ^b - E ^b - E - F - G ^b - A ^b - B ^b

Each 'Base Note Example' contain the same notes as the original scale. The 'Mode Spelling' notates what and how the notes need to change.

For example: in the key of D^b Major the notes are;

D^b - E^b - F - G^b - A^b - B^b - C - D^b

The notes in **Mode 2** of the *Spanish 8 Tone Scale* are;

D^b - E^b - E - F - G^b - A^b - B^b - C - D^b

So we have to **Add** and **Sharp** a second, 2nd note;

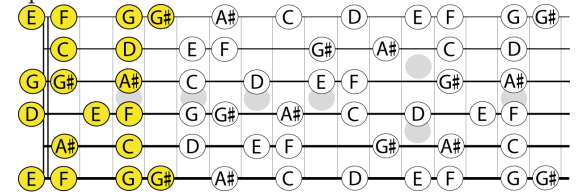
1 - 2 - #2 - 3 - 4 - 5 - 6 - 7 - 1

Spanish 8 Tone Spellings in the Key of C		
Mode Name	Mode Spelling	Base Note Example
Spanish 8 Tone	1 - 2 - 3 - 4 - 5 - 6 - 7 - 1	C - D - E - F - G - A - B - C
Mode 2	1 - 2 - #2 - 3 - 4 - 5 - 6 - 7 - 1	C - D - D [#] - E - F - G - A - B - C
Mode 3	1 - #1 - 2 - 3 - 4 - 5 - 6 - 7 - 1	C - C [#] - D - E - F ^b - G - A - B ^b - C
Mode 4	1 - 2 - b3 - 4 - 5 - 6 - b7 - 1 - 1	C - D ^b - E ^{bb} - F ^b - G ^b - A ^b - B ^{bb} - C ^b - C
Mode 5	1 - 2 - 3 - 4 - 5 - 6 - 7 - 7 - 1	C - D ^b - E ^b - F - G - A ^b - B ^b - B - C
Mode 6	1 - 2 - 3 - #4 - 5 - 6 - #6 - 7 - 1	C - D - E - F [#] - G - A - A [#] - B - C
Mode 7	1 - 2 - 3 - 4 - 5 - #5 - 6 - 7 - 1	C - D - E - F - G - G [#] - A - B ^b - C
Mode 8	1 - 2 - 3 - 4 - #4 - 5 - 6 - 7 - 1	C - D - E ^b - F - F [#] - G - A ^b - B ^b - C

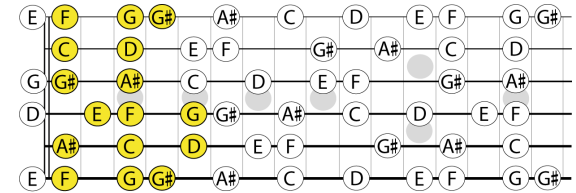
COPYRIGHT © 2008 FRETWORKS DESIGN. Information in this document is the property of Fretworks Design. No part of this document can be stored in a retrieval system, or transmitted in any form or by any means (electronic, photographic, or mechanical), recorded, translated, or used to produce derivative works, without written permission from Fretworks Design. All original Teaching Styles, Concepts, Designs and Structures are covered as 'Intellectual Property' and are owned by Fretworks Design. ALL RIGHTS RESERVED.

The Mode Patterns pictured are in the Key of E. This layout was chosen for the purpose of Modular Succession (to see the modes in order they appear on the fretboard).

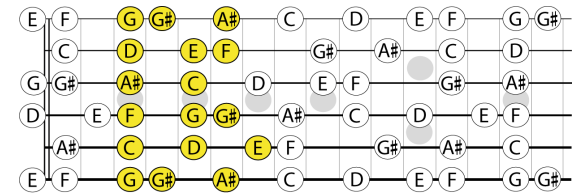
Spanish 8 Tone: Mode Pattern 1



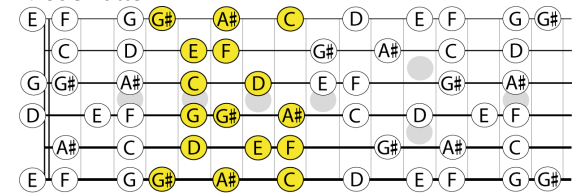
Mode Pattern 2



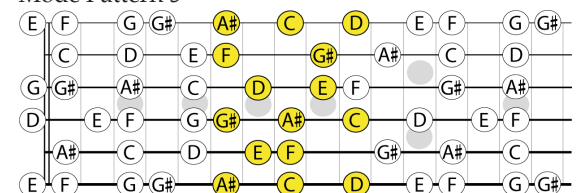
Mode Pattern 3



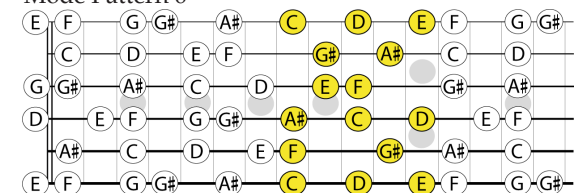
Mode Pattern 4



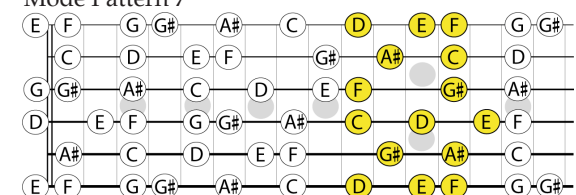
Mode Pattern 5



Mode Pattern 6



Mode Pattern 7



Mode Pattern 8

