

Modular Succession: The Indian Scale Modes

All *Mode Spelling* are relative to the Major Scale. Whereas each note in the Major Scale (Ionian Mode) is given the Numbers: 1 - 2 - 3 - 4 - 5 - 6 - 7 - 1. Modes use the same notes as the scale.

Indian Spellings in the Key of C		
Mode Name	Mode Spelling	Base Note Example
Indian	1 - $\flat 2$ - $\flat 3$ - 4 - 5 - $\flat 6$ - $\flat 7$ - 1	C - D \flat - E \flat - F - G - A \flat - B \flat - C
Mode 2	1 - $\flat 2$ - $\flat 3$ - $\flat 4$ - $\flat 5$ - 6 - $\flat 7$ - 1	D \flat - E \flat - F - G - A \flat - B \flat - C - D \flat
Mode 3	1 - 2 - $\flat 3$ - 4 - $\sharp 5$ - 6 - 7 - 1	E \flat - F - G - A \flat - B \flat - C - D \flat - E \flat
Mode 4	1 - $\flat 2$ - $\flat 3$ - $\sharp 4$ - 5 - 6 - $\flat 7$ - 1	F - G - A \flat - B \flat - C - D \flat - E \flat - F
Mode 5	1 - 2 - $\sharp 3$ - $\sharp 4$ - $\sharp 5$ - 6 - 7 - 1	G - A \flat - B \flat - C - D \flat - E \flat - F - G
Mode 6	1 - $\sharp 2$ - 3 - $\sharp 4$ - 5 - 6 - $\flat 7$ - 1	A \flat - B \flat - C - D \flat - E \flat - F - G - A \flat
Mode 7	1 - $\flat 2$ - $\flat 3$ - $\flat 4$ - $\flat 5$ - $\flat 6$ - $\flat 7$ - 1	B \flat - C - D \flat - E \flat - F - G - A \flat - B \flat

Each 'Base Note Example' contain the same notes as the original scale. The 'Mode Spelling' notates what and how the notes need to change.

For example: in the key of D \flat Major the notes are;
D \flat - E \flat - F - G \flat - A \flat - B \flat - C - D \flat

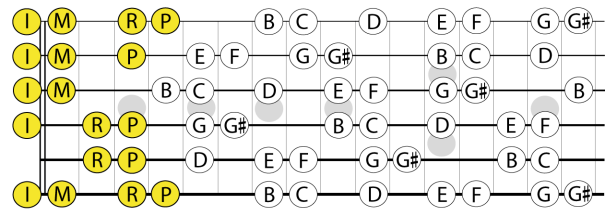
The notes in **Mode 2** of the *Indian Scale* are;
D \flat - E \flat - F - G - A \flat - B \flat - C - D \flat

So we have to **Flat** the 4th note;
1 - 2 - 3 - $\sharp 4$ - 5 - 6 - 7 - 1

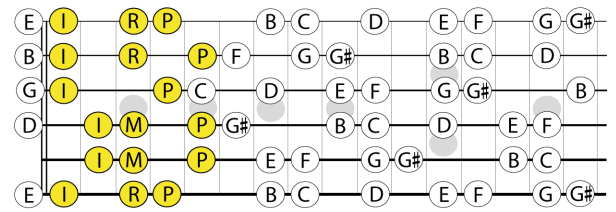
Indian Spellings With C as the Root		
Mode Name	Mode Spelling	Base Note Example
Indian	1 - $\flat 2$ - $\flat 3$ - 4 - 5 - $\flat 6$ - $\flat 7$ - 1	C - D \flat - E \flat - F - G - A \flat - B \flat - C
Mode 2	1 - $\flat 2$ - $\flat 3$ - $\flat 4$ - $\flat 5$ - 6 - $\flat 7$ - 1	C - D \flat - E \flat - F \flat - G \flat - A - B \flat - C
Mode 3	1 - 2 - $\flat 3$ - 4 - $\sharp 5$ - 6 - 7 - 1	C - D - E \flat - F - G \sharp - A - B - C
Mode 4	1 - $\flat 2$ - $\flat 3$ - $\sharp 4$ - 5 - 6 - $\flat 7$ - 1	C - D \flat - E \flat - F \sharp - G - A - B \flat - C
Mode 5	1 - 2 - $\sharp 3$ - $\sharp 4$ - $\sharp 5$ - 6 - 7 - 1	C - D - E \sharp - F \sharp - G \sharp - A - B - C
Mode 6	1 - $\sharp 2$ - 3 - $\sharp 4$ - 5 - 6 - $\flat 7$ - 1	C - D \sharp - E - F \sharp - G - A - B \flat - C
Mode 7	1 - $\flat 2$ - $\flat 3$ - $\flat 4$ - $\flat 5$ - $\flat 6$ - $\flat 7$ - 1	C - D \flat - E \flat - F \flat - G \flat - A \flat - B \flat - C

The Mode Patterns pictured are in the Key of E. This layout was chosen for the purpose of Modular Succession (to see the modes in order they appear on the fretboard).

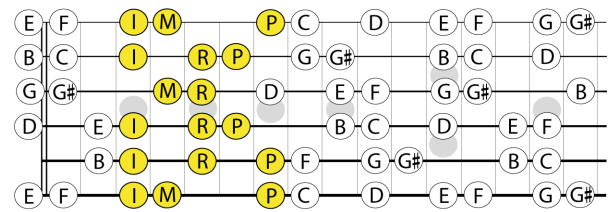
Indian: Mode Pattern 1



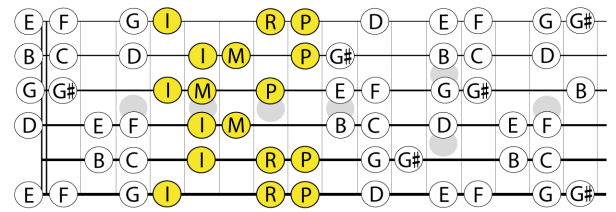
Mode Pattern 2



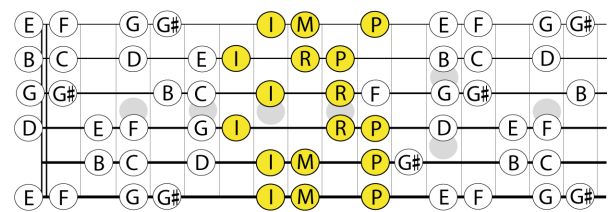
Mode Pattern 3



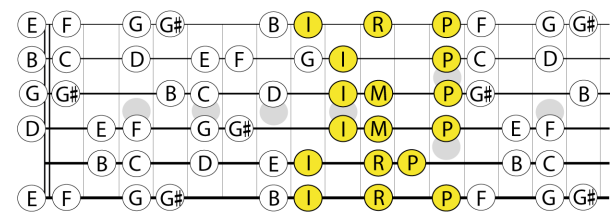
Mode Pattern 4



Mode Pattern 5



Mode Pattern 6



Mode Pattern 7

