

Modular Succession: The Hungarian Major Scale Modes

All *Mode Spelling* are relative to the Major Scale. Whereas each note in the Major Scale (Ionian Mode) is given the Numbers: 1 - 2 - 3 - 4 - 5 - 6 - 7 - 1. Modes use the same notes as the scale.

<i>Hungarian Major Spellings in the Key of C</i>		
Mode Name	Mode Spelling	Base Note Example
Hungarian Major	1 - 2 - \flat_3 - \sharp_4 - 5 - 6 - \flat_7 - 1	C - D - E \flat - F \sharp - G - A - B \flat - C
Mode 2	1 - \flat_2 - 3 - 4 - 5 - \flat_6 - \flat_7 - 1	D - E \flat - F \sharp - G - A - B \flat - C - D
Mode 3	1 - \sharp_2 - 3 - \sharp_4 - 5 - 6 - 7 - 1	E \flat - F \sharp - G - A - B \flat - C - D - E \flat
Mode 4	1 - \flat_2 - \flat_3 - \flat_4 - \flat_5 - 6 - \flat_7 - 1	F \sharp - G - A - B \flat - C - D - E \flat - F \sharp
Mode 5	1 - 2 - \flat_3 - 4 - 5 - \flat_6 - 7 - 1	G - A - B \flat - C - D - E \flat - F \sharp - G
Mode 6	1 - \flat_2 - \flat_3 - 4 - \flat_5 - 6 - \flat_7 - 1	A - B \flat - C - D - E \flat - F \sharp - G - A
Mode 7	1 - 2 - 3 - 4 - 5 \sharp - 6 - 7 - 1	B \flat - C - D - E \flat - F \sharp - G - A - B \flat

Each 'Base Note Example' contain the same notes as the original scale. The 'Mode Spelling' notates what and how the notes need to change.

For example: in the key of D Major the notes are;

D - E - F \sharp - G - A - B - C \sharp - D

The notes in **Mode 2** of the *Hungarian Major Scale* are;

D - E \flat - F \sharp - G - A - B \flat - C - D

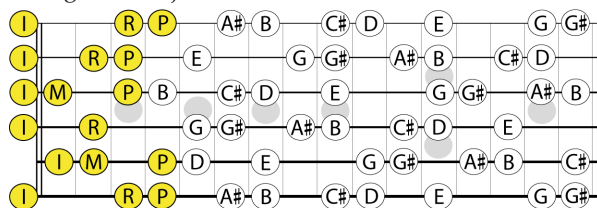
So we have to **Flat** the 2nd, 6th and 7th notes;

1 - \flat_2 - 3 - 4 - 5 - \flat_6 - \flat_7 - 1

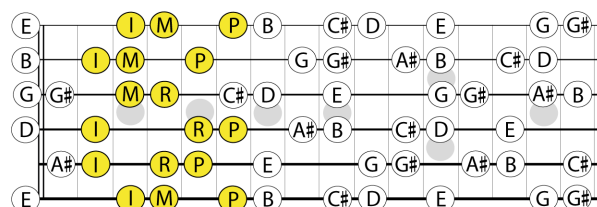
<i>Hungarian Major Spellings With C as the Root</i>		
Mode Name	Mode Spelling	Base Note Example
Hungarian Major	1 - 2 - \flat_3 - \sharp_4 - 5 - 6 - \flat_7 - 1	C - D - E \flat - F - G - A - B \flat - C
Mode 2	1 - \flat_2 - 3 - 4 - 5 - \flat_6 - \flat_7 - 1	C - D \flat - E - F - G - A \flat - B \flat - C
Mode 3	1 - \sharp_2 - 3 - \sharp_4 - 5 - 6 - 7 - 1	C - D \sharp - E - F \sharp - G - A - B - C
Mode 4	1 - \flat_2 - \flat_3 - \flat_4 - \flat_5 - 6 - \flat_7 - 1	C - D \flat - E \flat - F \flat - G \flat - A - B \flat - C
Mode 5	1 - 2 - \flat_3 - 4 - 5 - \flat_6 - 7 - 1	C - D - E \flat - F - G - A \flat - B - C
Mode 6	1 - \flat_2 - \flat_3 - 4 - \flat_5 - 6 - \flat_7 - 1	C - D \flat - E \flat - F - G \flat - A - B \flat - C
Mode 7	1 - 2 - 3 - 4 - 5 \sharp - 6 - 7 - 1	C - D - E - F - G \sharp - A - B - C

The Mode Patterns pictured are in the Key of E. This layout was chosen for the purpose of Modular Succession (to see the modes in order they appear on the fretboard).

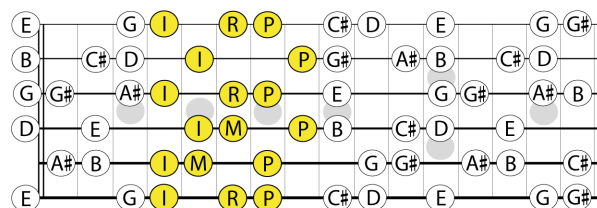
Hungarian Major: Mode Pattern 1



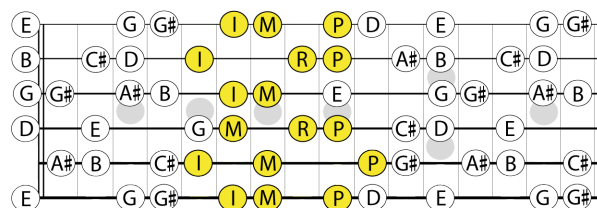
Mode Pattern 2



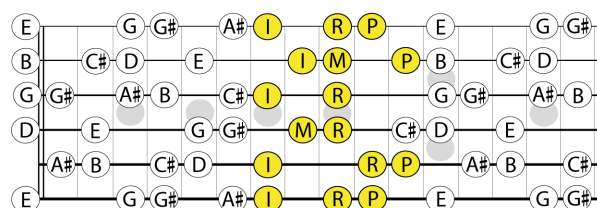
Mode Pattern 3



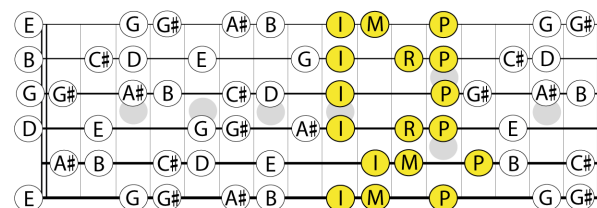
Mode Pattern 4



Mode Pattern 5



Mode Pattern 6



Mode Pattern 7

